


Heavy Duty Pull Plates



1010-3



1015-3



1017-3

The Trimco's **Heavy Duty Pull Plates** combine the 1001 Series Push Plate with a large offering of different grip styles. These ADA compliant pull plates are available in 3"x12", 3-1/2"x15" and 4"x16" standard plate sizes and are mated with your choice of cast traditional or tapered pulls, half-round, 3/4 round, full round or bent bar type pulls. Custom plate sizes and finishes are also available.

APPLICATIONS

- Retail & Strip Malls
- Commercial & Industrial Buildings
- Multifamily & Mixed-Use
- Government & Military Facilities
- Public Buildings & Facilities

PULL PLATES

PRODUCT FEATURES

- Combines 1001 Series Plate with a wide range of grips.
- Plates are made of heavy duty .050" stainless steel, brass, or bronze and are heavy beveled on all four sides.
- Standard plate sizes include 3"x12", 3-1/2"x15" and 4"x16". Custom sizes and finishes also available.
- Available in a wide range of architectural materials and finishes including copper alloys.

SPECIFICATIONS

STANDARDS

BHMA J405



ANSI A117.1
Accessibility Code
(ADA Compliant)

SERIES

| | |
|-------------|-----------------------|
| 1010 | Cast Traditional Pull |
| 1012 | Cast Tapered Pull |
| 1013 | 3/4" Round Pull |
| 1014 | Half-Round Pull |
| 1015 | Bar Pull |
| 1017 | 3/4" Dia. Round Pull |
| 1018 | 1" Dia. Round Pull |

MATERIAL OPTIONS

BR – Brass
BZ – Bronze
PL – Chrome Plated Brass or Bronze Castings
AI – Aluminum
SS – Stainless Steel
CU* – Copper Alloy

WARRANTY

Limited Lifetime Warranty

FINISHES

| | |
|-------------|--------------------------------|
| 605 | Polished Brass |
| 606 | Satin Brass, Dull |
| 612 | Satin Bronze |
| 613 | Oil Rubbed Bronze |
| 625 | Polished Chrome |
| 626 | Satin Chrome |
| 628 | Satin Aluminum, Clear Anodized |
| 629 | Polished Stainless Steel |
| 630 | Satin Stainless Steel |
| 706 | Sterose Copper (rose) |
| 710 | Steralloy Copper (silver) |
| SPEC | Special Options Available |

Heavy Duty Pull Plates

HOW TO SPECIFY & ORDER

CHOOSE THE FOLLOWING

| Series | Pull Type | Pull Plate Part # | Pull CTC | Plate Dimensions | Plate Thickness | Finishes | Options |
|--------|-----------------------|-------------------|----------|------------------|-----------------|---|--|
| 1010 | Cast Traditional Pull | 1010-1 | 5" | 3" x 12" | .050" | 605 Polished Brass | <ul style="list-style-type: none"> • Cut-Cyl Cut for Cylinder • Cylt Cut for T-Turn • FR Full Round • RC Round Corners • Adhesive Tape Mounted |
| | | 1010-2 | 5" | 3-1/2" x 15" | | 606 Satin Brass | |
| | | 1010-3 | 5" | 4" x 16" | | 612 Satin Bronze | |
| 1012 | Cast Tapered Pull | 1012-2 | 5-1/2" | 3-1/2" x 15" | | 613 Oil Rubbed Bronze | |
| | | 1012-3 | 5-1/2" | 4" x 16" | | 625 Polished Chrome | |
| 1013 | ¾ Round Pull | 1013-2 | 5-1/2" | 3-1/2" x 15" | | 626 Satin Chrome | |
| | | 1013-2B | 8" | 3-1/2" x 15" | | 628 Satin Aluminum, Clear Anodized | |
| | | 1013-3 | 5-1/2" | 4" x 16" | | 629 Polished Stainless Steel | |
| | | 1013-3B | 8" | 4" x 16" | | 630 Satin Stainless Steel | |
| | | | | | | 706 Sterose Copper (Rose) | |
| 1014 | Half-Round Pull | 1014-2 | 6" | 3-1/2" x 15" | | 710 Steralloy Copper (Silver) | SPEC Special Options Available |
| | | 1014-2B | 8" | 3-1/2" x 15" | | | |
| | | 1014-3 | 6" | 4" x 16" | | | |
| | | 1014-3B | 8" | 4" x 16" | | | |
| 1015 | Bar Pull | 1015-2 | 6" | 3-1/2" x 15" | | | |
| | | 1015-2B | 8" | 3-1/2" x 15" | | | |
| | | 1015-3 | 6" | 4" x 16" | | | |
| | | 1015-3B | 8" | 4" x 16" | | | |
| 1017 | ¾" Dia. Round Pull | 1017-2 | 6" | 3-1/2" x 15" | | | |
| | | 1017-2B | 8" | 3-1/2" x 15" | | | |
| | | 1017-3 | 6" | 4" x 16" | | | |
| | | 1017-3B | 8" | 4" x 16" | | | |
| | | 1017-3C | 10" | 4" x 16" | | | |
| 1018 | 1" Dia. Round Pull | 1018-2 | 8" | 3-1/2" x 15" | | | |
| | | 1018-2B | 10" | 3-1/2" x 15" | | | |
| | | 1018-3 | 8" | 4" x 16" | | | |
| | | 1018-3B | 10" | 4" x 16" | | | |

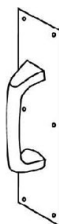
EXAMPLE

For an 8" CTC stainless steel 1" Dia. Round Pull mated with a 4" x 16" .050" thick plate, specify or order: **1018-3.626**

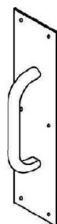
1010



1012



1013



1014



1015



1017



1018



* Dimensions are informational only. Templates are available at www.trimcobbw.com