



KE Series
Edge Guard

ABOUT THE KE SERIES EDGE GUARDS

Trimco's KE Series Edge & Finger Guards are manufactured in the USA by master craftsmen from stainless steel, bronze or brass. Flexibility in options on the Edge Guards includes beveled or non-beveled stile, single or double acting doors, mortising, 2 or 3 edge protection and custom cutouts. Offered in standard 42" lengths, they are also available in custom lengths.

FEATURES

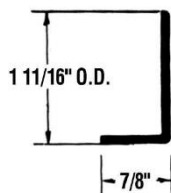
- Manufactured in the USA from stainless steel, bronze or brass for maximum durability.
- Multitude of options including single or double acting doors and beveled or non-beveled stiles.
- Custom sizes available.

APPLICATIONS

- Nurseries & Pre-Schools
- Commercial & Industrial Buildings
- Government & Military Facilities
- Hospitality
- Hospitals & Healthcare Facilities
- Manufacturing Facilities

FINISHES

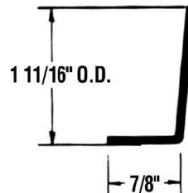
- 605 Polished Brass
- 606 Satin Brass
- 613 Oil Rubbed Bronze
- 629 Polished Stainless Steel
- 630 Satin Stainless Steel



TRIMCO#	KE31-1
OA	90° x up to 42"
OD	1-11/16"
RET	7/8"
BHMA	J204

Edge Guard Br, Bz, SS

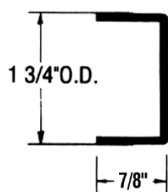
For non-beveled stile on single acting door. Mortise prep shown, non-mortise available.



TRIMCO#	KE32-1
OA	93° x up to 42"
OD	1-11/16"
RET	7/8"
BHMA	J205

Edge Guard Br, Bz, SS

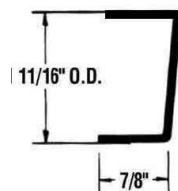
For stile beveled 1/8" on single acting door. Mortise prep shown, non-mortise available.



TRIMCO#	KE33-1
OA	90° x up to 42"
OD	1-3/4"
RET	7/8"
BHMA	J210

Edge Guard Br, Bz, SS

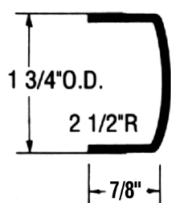
For non-beveled stile on double acting door. Mortise prep shown, non-mortise available.



TRIMCO#	KE33-2
OA	93° x up to 42"
OD	1-3/4"
RET	7/8"
BHMA	J210

Edge Guard Br, Bz, SS

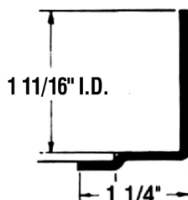
Beveled Door. Specify Mortise or Non-Mortise.



TRIMCO#	KE34-1
OA	DA x up to 42"
OD	1-3/4"
RET	7/8"
BHMA	J212

Edge Guard Br, Bz, SS

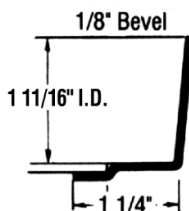
Double Acting. For Radius stile on double acting mortise prep shown, non-mortise available.



TRIMCO#	KE35-1
OA	90° x up to 42"
ID	1-11/16"
RET	1-1/4"
BHMA	J201

Edge Guard Br, Bz, SS

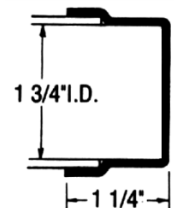
For non-beveled stile on single acting door. Non-mortise prep shown. Mortise available.



TRIMCO#	KE36-1
OA	93° x up to 42"
ID	1-11/16"
RET	1-1/4"
BHMA	J202

Edge Guard Br, Bz, SS

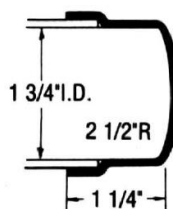
For stile beveled 1/8" to 2" on single acting door. Non-mortise prep shown. Mortise available.



TRIMCO#	KE37-1
OA	90° x up to 42"
ID	1-3/4"
RET	1-1/4"
BHMA	J207

Edge Guard Br, Bz, SS

For non-beveled stile on double acting door. Non-mortise prep shown. Mortise available.



TRIMCO#	KE38-1
OA	DA x up to 42"
ID	1-3/4"
RET	1-1/4"
BHMA	J209

Edge Guard Br, Bz, SS

For radius stile on double acting door. Non-Mortise prep shown. Mortise available.

NOTE: For angle Edge Guards, we suggest 1/16" less than door thickness. For Edge Guards, specify: Handing, Mortise, Non-Mortise, bevel, non-bevel, no cutouts. Need drawing on all cutouts and special screw locations. Holes are drilled approximately 3/8" from edge and spaced six inches apart. Do not pre-drill doors. Include drawings for all special screw patterns, cutouts. Over 42" by quote. Tolerance on all dimensions is +/- 1/16".