



ABOUT THE AP700 SERIES


Trimco's AP700 Series Square & Rectangular Ladder Pulls are precision crafted for beauty and ultimate durability. Offered with a multitude of material sizes, these pulls can be the architectural highlight of your design.



AP753
Rectangular Pull
Bridge Posts



AP712
Square Pull
End Posts



AP774
Rectangular Pull
End Posts

FEATURES

APPLICATIONS

- Manufactured from stainless steel, bronze, brass or aluminum for long lasting durability.
- Flexibility in design from material sizes and orientation to standoff locations (end or bridge).
- Wide range of lengths available from 12" to over 9'.
- Additional options for door thickness, leather wrapping and engraving.
- Available in most architectural finishes.
- Multiple mounting options for metal, wood and glass doors.
- ADA Compliant.

- Retail & Strip Malls
- Hospitality
- Commercial & Industrial
- Multifamily & Mixed-Use

Family	Description	Mounting Type	Size	Door Thickness	Options	Finish
3/4" x 3/4" Square						
AP711	3/4" 3/4" Square Pull, Bridge Posts	E • Thru-Bolt & Finish Washer	Overall Bridge Posts Only	0 • Custom ** 1 • 3/8"	Leather B • Leather - Black D • Leather - Dark Brown L • Leather - Light Brown	605 • Polished Brass 606 • Satin Brass 609 • Antique Brass 612 • Satin Bronze 613 • Oil Rubbed Bronze 622 • Matte Black
AP712	3/4" 3/4" Square Pull, End Posts		Required for All Pulls	** 2 • 1/2"		
1" x 1" Square			12 • 12" 8 • 8" 14 • 14" 10 • 10" 16 • 16" 12 • 12" 18 • 18" 14 • 14" 24 • 24" 18 • 18" 36 • 36" 30 • 30" 48 • 48" 42 • 42" 60 • 60" 54 • 54"	3 • 1-3/8" 4 • 1-3/4" 5 • 2" 6 • 2-1/4" 7 • 2-1/2" 8 • 3"		
AP721	1" 1" Square Pull, Bridge Posts	G • Back-to-Back: Threaded Shoulder Bolt & Set Screws	Or Specify OA/CTC		Engraving	628 • Satin Anodized Aluminum 629 • Polished Stainless Steel 630 • Satin Stainless Steel
AP722	1" 1" Square Pull, End Posts	* J • Concealed: Threaded Shoulder Bolt & Set Screws				
1-1/4" x 1-1/4" Square						
AP731	1-1/4" 1-1/4" Square Pull, Bridge Posts					
AP732	1-1/4" 1-1/4" Square Pull, End Posts					
1/2" x 1-1/4" Rectangular						
AP751	1/2" 1-1/4" 1/2" x 1-1/4" Rectangular Pull, Bridge Posts					
AP752	1-1/4" 1/2" x 1-1/4" Rectangular Pull, End Posts					
AP753	1-1/4" 1/2" 1-1/4" x 1/2" Rectangular Pull, Bridge Posts					
AP754	1-1/4" 1/2" 1-1/4" x 1/2" Rectangular Pull, End Posts					
1" x 1-1/2" Rectangular						
AP761	1" 1-1/2" 1" x 1-1/2" Rectangular Pull, Bridge Posts					
AP762	1" 1-1/2" 1" x 1-1/2" Rectangular Pull, End Posts					
AP763	1-1/2" 1" 1-1/2" x 1" Rectangular Pull, Bridge Posts					
AP764	1-1/2" 1" 1-1/2" x 1" Rectangular Pull, End Posts					
1" x 2" Rectangular						
AP771	1" 2" 1" x 2" Rectangular Pull, Bridge Posts					
AP772	1" 2" 1" x 2" Rectangular Pull, End Posts					
AP773	2" 1" 2" x 1" Rectangular Pull, Bridge Posts					
AP774	2" 1" 2" x 1" Rectangular Pull, End Posts					
Examples						
AP731E-6054-4-V.630						
AP731		E	60 54	4	V	630
AP764G-28-4-B.629		G	28	4	B	629
AP764						

Notes

- Stainless steel substrates and powder coated finishes (629,630,622 and other powder coat finishes) will have a seamless transition from the standoff to the grip.
- Other substrates and finishes will have an architectural beveled seam at the joining point of the standoffs to the grip.
- Standard CTC (based on OA): Shorter than 24" is OA less 4" and greater than 24" OA less 6".
 - Specifying Custom Pull Sizes (CTC) –
 - Example 1 • 35" OA, 29" CTC, specify as 3529
 - Example 2 • 11" OA, 7" CTC, specify as 1107
- Leather wrap coverage ends 0.5" +/- 0.25" from the edge of both stand-offs. The maximum length for leather option is 96" OA.
- For J & M mounting option, specify Riv-Nut for metal doors or bushings for wood doors if required.
- Glass Door Mounting options for 3/8" & 1/2" door thicknesses require a W-Mount hardware kit.